




SOUTHEAST ALASKA TRIBAL COMPREHENSIVE ECONOMIC DEVELOPMENT STRATEGY

*Presented at the
Southeast Conference Midsession Summit
Juneau, Alaska*

By Annette Ulmer

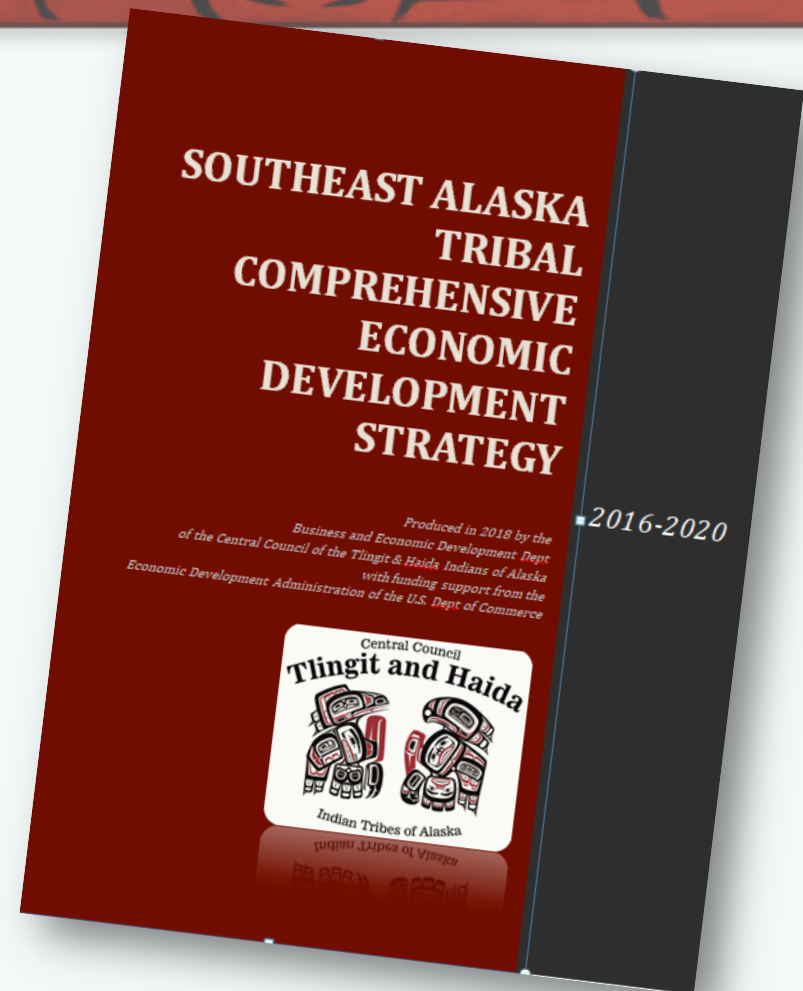
*Central Council Tlingit & Haida Indians of Alaska
Office of Economic and Business Development*

February 13, 2018



ABOUT THE SOUTHEAST TRIBAL CEDS

- Central Council of the Tlingit & Haida Indians of Alaska
- First of its kind for regional tribal perspective – rural Southeast
- Tribal partners: 19 Tribes, Alaska Native Corps, others
- Funding from U.S. Dept of Commerce Economic Development Administration



EXECUTIVE COUNCIL

- Richard J. Peterson,
President



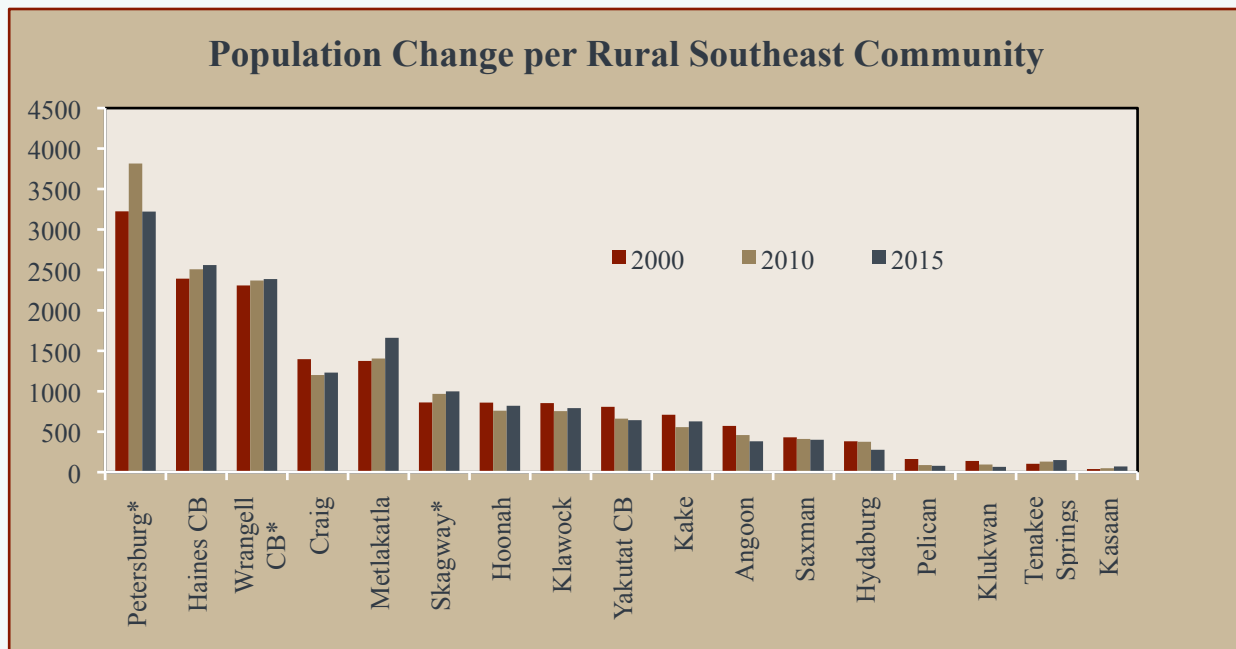
- Rob Sanderson, 1st VP
- William Micklin, 2nd VP
- Ralph Wolfe, 3rd VP
- Jacqueline Pata, 4th VP
- Marvin Adams, 5th VP
- Wilbur Brown, 6th VP
- Edward Thomas (President Emeritus)
- Keenan C.B. Sanderson
(Emerging Leader)

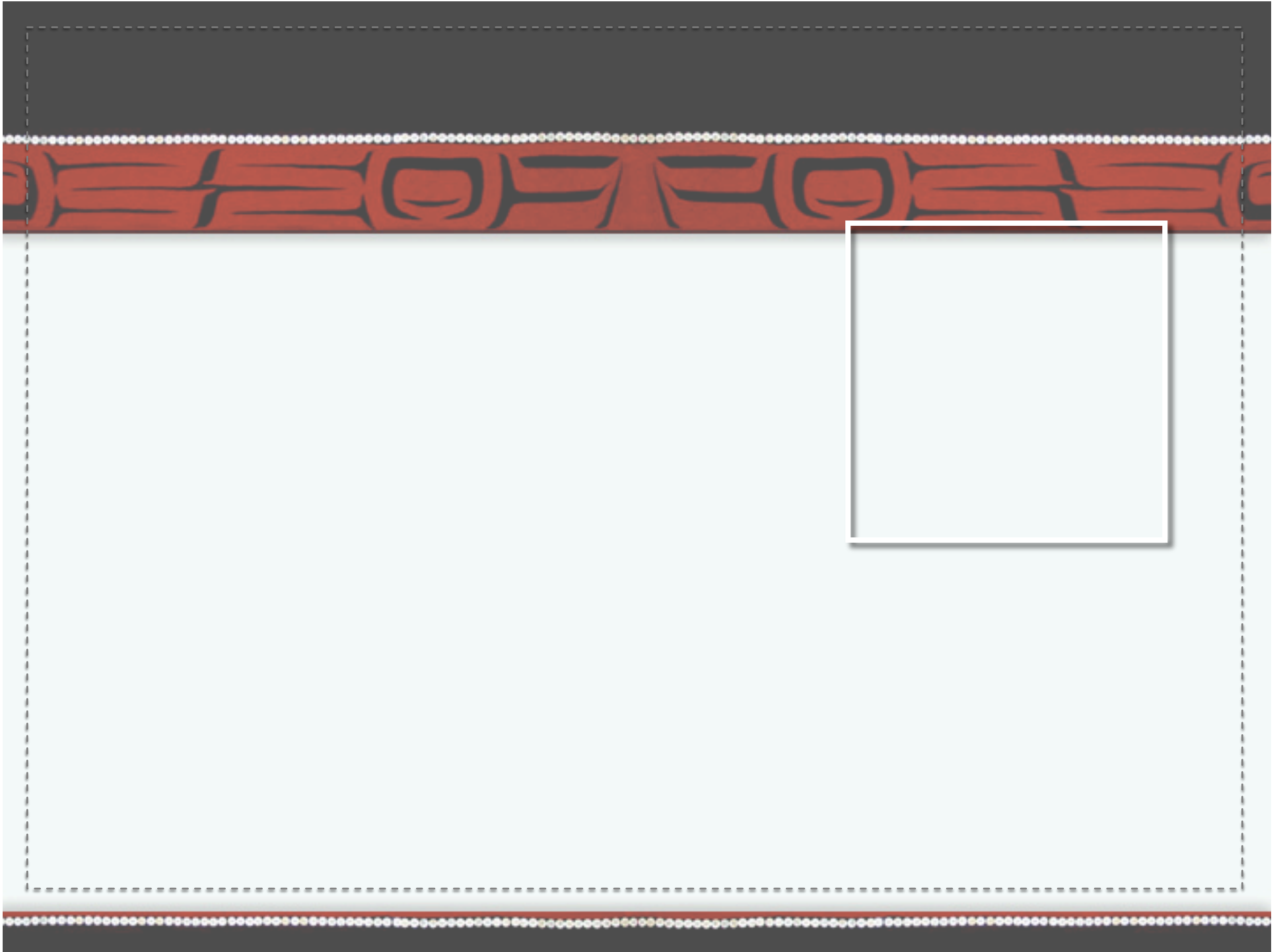
CEDS TRIBAL INPUT

- Tlingit & Haida General Assembly resolutions from 2014-2016
- Online survey from partners, tribal community
- One-on-one outreach
- Research data to create profile of tribal community
- Other regional planning (housing, health, forest, Southeast Conference)
- Next step is upcoming CEDS workgroup review and finalize goals, objectives, strategies and evaluation.

COMMUNITY POPULATION PROFILE

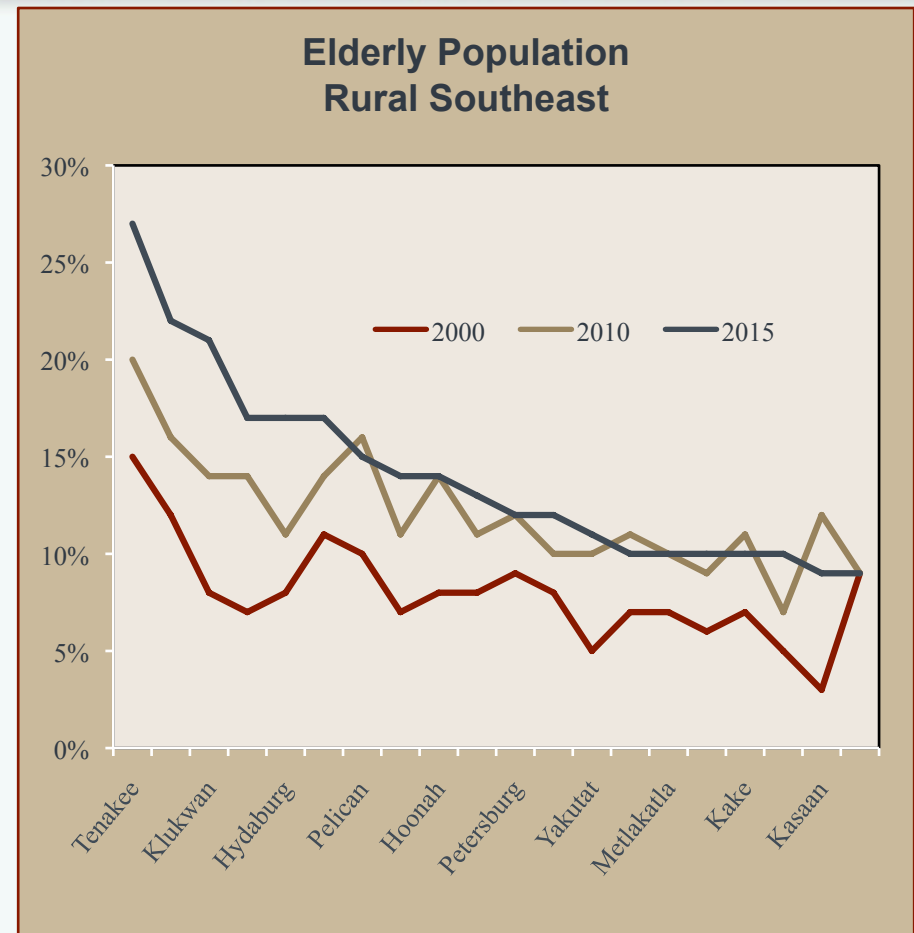
- Region is home since time immemorial
- 17,000 tribal members with ties to 19 communities
- Population trend in rural communities to urban centers





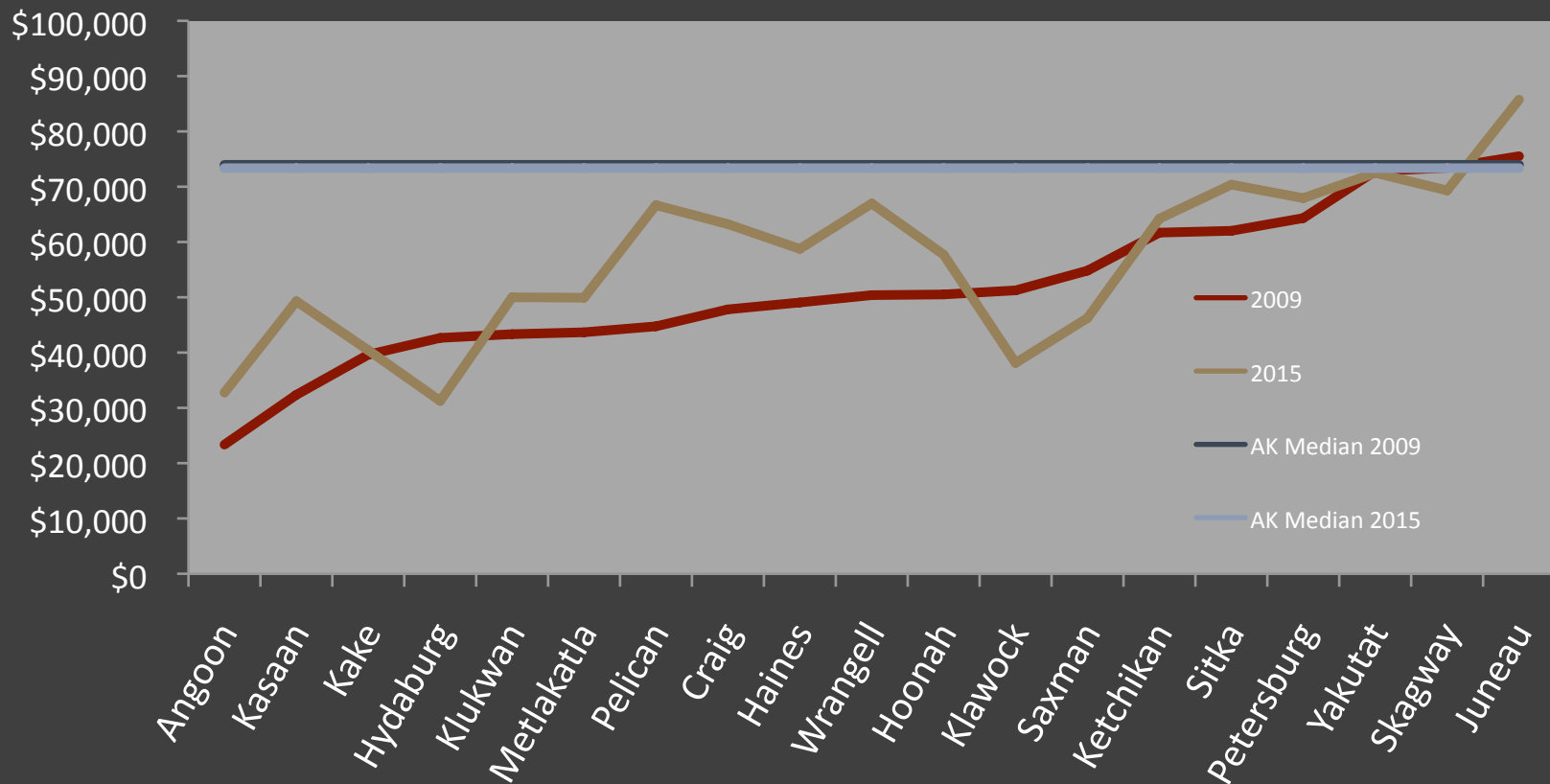
POPULATION SUBGROUPS

- *Rural* - lower birthrates than past decades
- *Elder* - Change in demographics point to aging of rural residents
- *Youth* – The number of youth is decreasing
- Contribute to the Cultural Wellness and Workforce Development goals



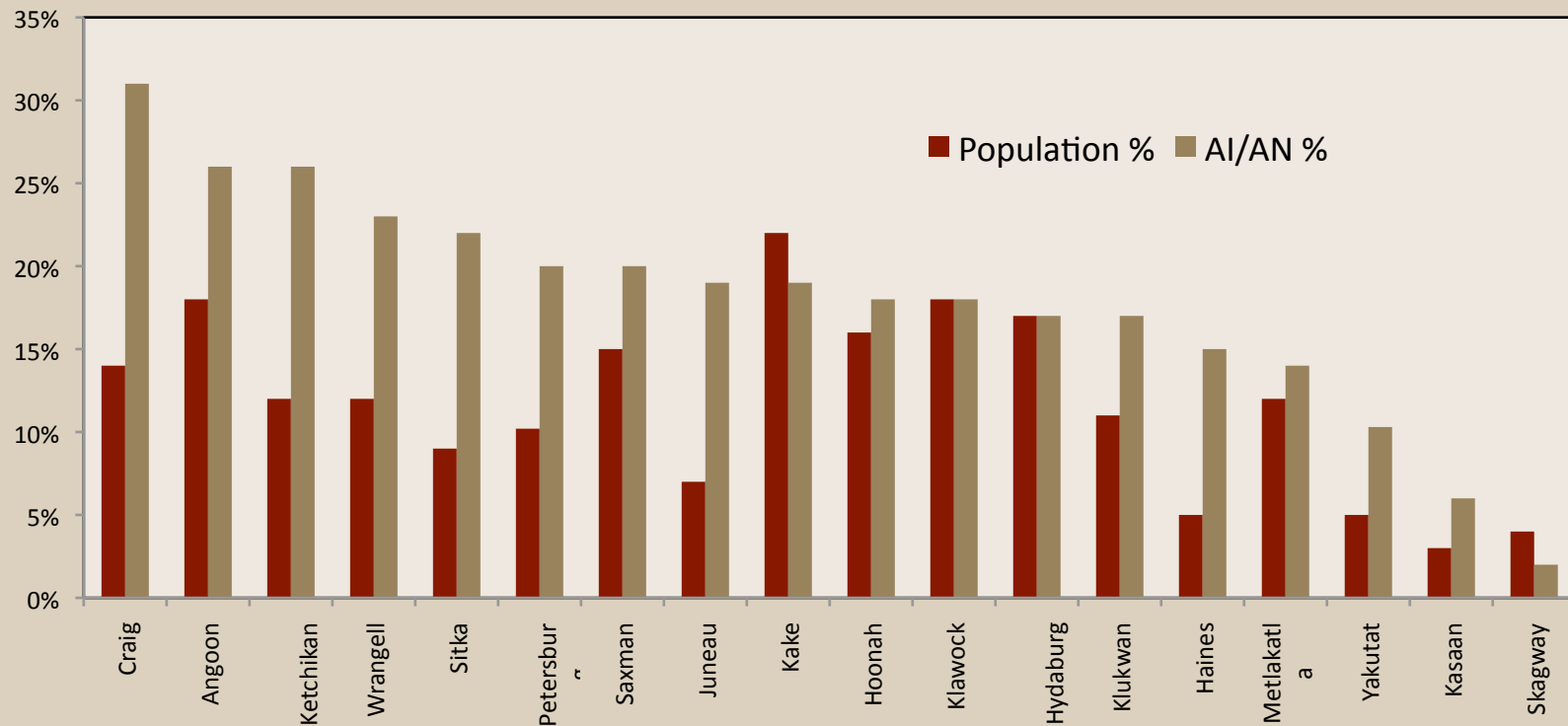
INCOME

Median Income Comparison per Community



POVERTY STATUS

2015 Poverty Comparison
American Indian / Alaska Native
Population per Community



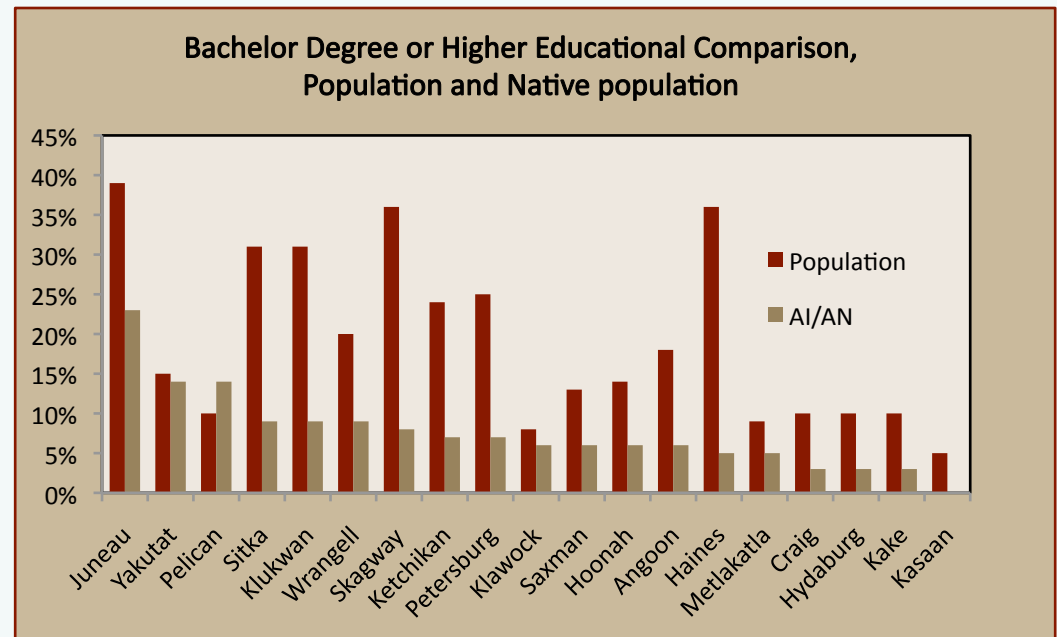
ALASKA NATIVE WORKFORCE

- Higher % of unemployed American Indian/ Alaska Native compared to non-Native workforce
- Same with “not in the workforce” and HUB communities



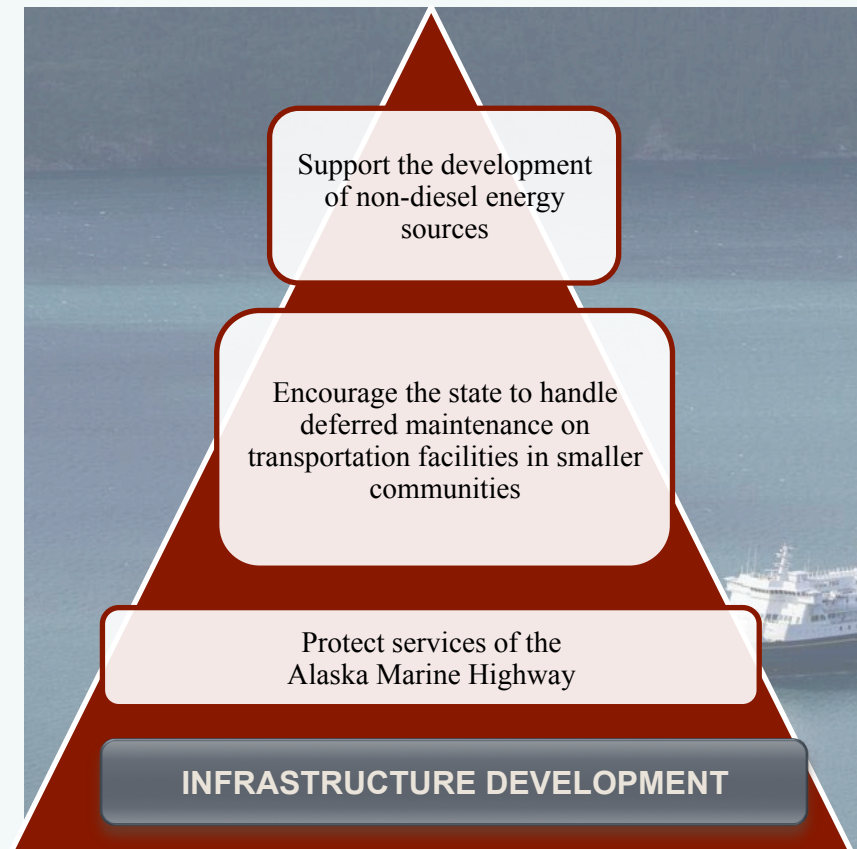
EDUCATION

- Head Start – Programs throughout the region
- High School/College – Each community had lower Native graduation rate than general population



INFRASTRUCTURE ASSETS

- Transportation – Alaska Marine Highway
- Tribally owned housing stock
- Problematic telecommunications



REGIONAL, STATEWIDE OUTLOOK

- Consistent with Southeast Conference
- Resident vs non-resident
- Key industries to rural communities
 - Fisheries, timber, tourism



SUSTAINABLE SOUTHEAST PARTNERSHIP (SSP)

- Community Catalyst October Workshop
- Food Security – 7 projects
- Energy – 10 projects
- Natural Resource Management – 20 projects
- Workforce Development – 11 projects
- Economic Development – 15 projects
- **Total 63 Projects**

ECONOMIC IMPACT

- Tribes – 19 communities in the region
- Alaska Native corporations – 1 regional, 12 villages
- Non profits – housing, health (SEARHC)
- Events – Tlingit & Haida Tribal Assembly, Gold Medal and Sealaska Celebration

COMMUNITY, REGIONAL PRIORITIES

- **Housing** - Support housing development.
- **Food Security** - Increase production, accessibility, and demand of local foods; maintain and protect access to subsistence fish, game, and plant resources on public lands.
- **Cultural Wellness** - Support activities and infrastructure that promote cultural wellness.
- **Education** - Partner with higher education and K-12 to meet workforce needs.
- **Healthcare** - Meet regional needs of tribal communities and advocate for increased services and funding.
- **Energy** - Promote and implement regional energy plan priorities.
- **Transportation** - Minimize impacts of budget cuts to Alaska Marine Highway and develop a sustainable operational model to meet current and future needs.

BARRIERS TO ECONOMIC / BUSINESS DEVELOPMENT

- 1 Cost of Transportation/Freight
- 2 Availability of Skilled Workforce
- 3 Suppliers in Southeast
- 4 Overall Cost of Business
- 5 Housing or Lack of Housing
- 6 Cost of real estate
- 7 Federal/State/Local Regulations
- 8 Cost of Payroll
- 9 Other

RESILIENCY

We are able to overcome financial and economic challenges because of the resiliency of the people.

Ancestral ties



*This has been
our home since
time
immemorial*

Bountiful natural resources



*Our culture has
evolved around
use of these
resources*

By choice



*We are here
because it's a
lifestyle choice*


Why tribal members call Southeast their home



Contact:
Annette Ulmer
Business & Economic Development
463-7121
aulmer@ccthita-nsn.gov

www.ccthita.org





Gunálchéesh
Háw'aa
Thank You

